

Precision Devices Inc.

1.800.274.XTAL
INFO@PDIXTAL.COM

HEXTAL/QPL CRYSTALS MIL-C-3098 HIGH END QUARTZ CRYSTALS - SC, IT, AT CUT GENERAL SPECIFICATIONS



HA HC49/U



T05 CW



T08 CW



SD8 SMD


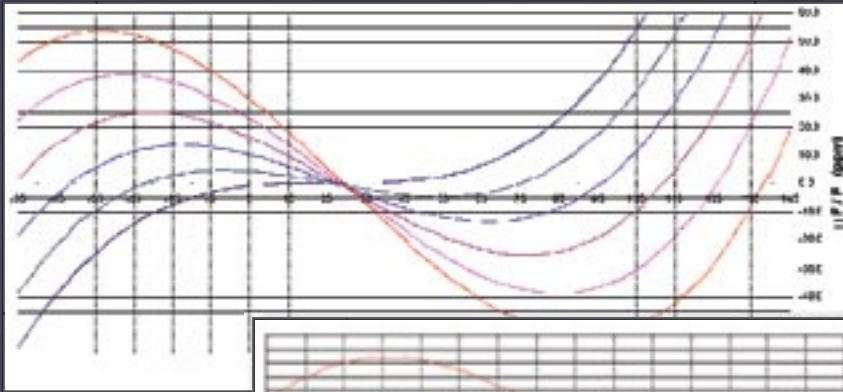


HS HC43/U

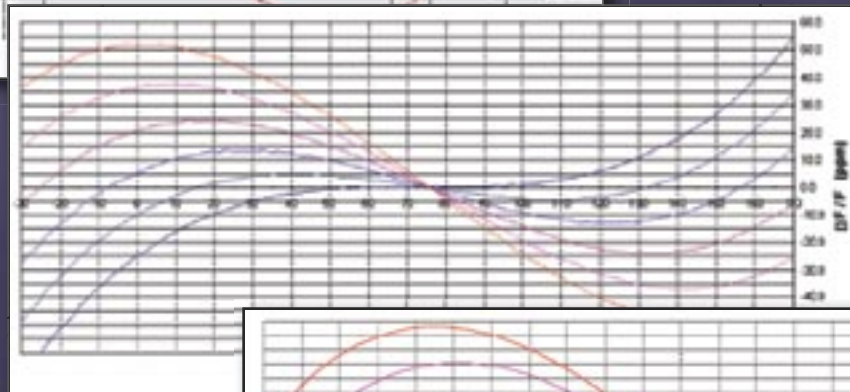
PERFORMANCE PARAMETER	STANDARD 16 MHz	HIGH END 100.0 MHz	HIGH END 84.0 MHz	HIGH END 100.0 MHz	HIGH END 10.0 MHz	HIGH END 10.0 MHz
Cut	AT	AT	IT	SC2	SC1	SC1
Overtone	FUND	5	5	5	3	3
Circuit Condition	PARALLEL	SERIES	SERIES	PARALLEL	PARALLEL	PARALLEL
Package	SD8	T05	T05	T05	T08	HC43
C _L Load, pF	15	--	--	56	47	18
Calibration Tolerance at Reference Temp, ppm @ T°C	±10@25	±5 @ 25°C	± 5 @ 25°C	± 5 @ 87°C	±1.0 @ 85°C	± 1.0 @ 77°C
Temp Stability, ppm	±25	± 5	± 40	--	--	--
Temperature Range	-55°C to 105°C	-20°C to +70°C	-55°C to +100°C	--	--	--
Low Turning Point	-	--	--	+87°C ± 7	+85°C ± 5	+77°C ± 5
Shunt Co, pF	5.0 ±5%	4.7 ± 5%	5.5 ± 5%	4.1 ± 5%	3.4 ± 5%	3.2 ± 5%
Max Series Res, Ohms	10	30	65	115	75	85
Motional C1, pF	21.0± 5%	0.55 mln	.025 ± 10%	0.13 ± 10%	0.20 ± 10%	0.185 ± 10%
Q factor, MLN	90k	110k	135k	120k	1.1m	1.0m
Aging	2 ppm/year	± 1.5 ppm/yr.	± 1.5 ppm/yr.	± 1.0 ppm/yr.	± 0.5 ppb/day	1.0 ppb/day
Phase Noise max dBc/Hz	--	-122 @ 100Hz offset	--	-130 @ 100Hz offset	-135 @ 10Hz offset	-130 @ 10Hz offset

Frequency - Temperature Curves


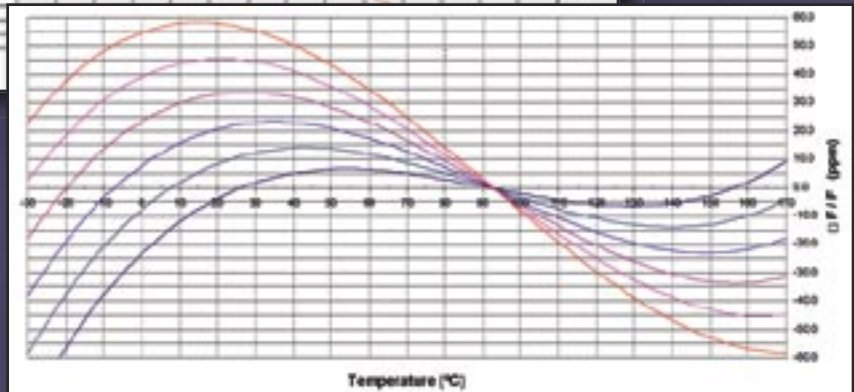
AT-cut



IT-cut



SC-cut



Very Low Phase Noise

